


LND Version 2019



Resource Person:

SADIA BIBI

AEO Malhowali (W)

The. Pindigheb, Dist. Attock



Special Thanks

Miss MomnaTabassum (GGPS DhokChakian)

Miss Maria Qibtia (GGPS Amrati)

Miss SadiaBibi (GGPS Jarger)

Miss NafeesaRehman (GGES Dhaboola)

Miss AbidaPerveen (GGPS DhakArazi)



Table of Content

Introduction.....5

List of SLOs.....7

ENGLISH

Capital and small letters.....8

Alphabetical series.....8

Alphabetical order.....9

Pictures spellings.....10

Use of is , am, are.....12

Singular plural.....13

Digraph.....19

Action words.....22

Comprehensions.....26

MATHS

Addition and subtraction.....31

Solve equation.....32

Multiplication and division.....32

Fraction.....33

Time from clock.....	35
Geometrical shapes.....	36
Compare two numbers.....	37.
Place value of numbers.....	38
اردو	
..... فعل، فاعل اور مفعول کی درست ترتیب	40
..... اسم کی شناخت.	43
..... تفہیم.	44
..... الفاظ کے جوڑ توڑ.	44
..... فعل کی شناخت.	44
..... ارکان ملائیں..	45
..... حروف تہجی کی شناخت..	47
..... واحد جمع	53
LND plan week 1.....	54
LND Report English.....	56
LND Report Maths.....	57
LND Report Urdu.....	58

Introduction

LND stand for Literacy and numeracy drive which means that by level 3 students should be able to read and write English and Urdu language, and numeracy deals with enabling a student to deal with numbers.

LND Related Material

Following materials should be present in every school and used by teachers for teaching LND class. Checklist is:

Material		Yes/ No
LND 2019 File		
LND Lesson plans		
Charts	25 SLOs List	
	Litnum Hour	
	3 Subjects Key Words	
	3 Subjects Lesson Plan	
	3 Subjects Poems	
LND Panaflexes	LND Pictures	
	Action Words	
Monthly LND practice test with action plan		
LND Booklet		

Teachers' Reflective Notes Register	
LND V6 app	
LND V7 app	
LND V8 app	

Suggestions for improving LND

- Focus on weak students individually
- Develop competition among students
- Make groups of weak with brilliant students
- Change time table according to need of students giving more time to weak subject
- Don't stop syllabus while practicing LND

LND Target

LND target is 82% for all subjects

Number of Questions of Each Subject

Subject	No. of Questions	No. of SLOs
English	18	09
Math	18	08
Urdu	18	08

***Note for Shortcut: Memorize the *question statement* of Every SLO

English SLOs

- 1) Match Capital Letters to Small Letters
- 2) Complete series of Letters / Alphabetical Series
- 3) Use alphabetical order (First Letter) to arrange words
- 4) Identify simple words (one/two/three syllable) with correct spellings
- 5) Use of Is/Am/Are
- 6) Singular Plural
- 7) Articulate and Identify words containing digraphs in initial, middle and final position
- 8) Identify and Articulate correct action word according to the pictures
- 9) Interact with text and use reading strategies (while reading) to locate specific factual information to answer in a word or two

Math SLOs

- 1) Add or subtract upto 3-digit numbers with carrying/borrowing of tens and hundreds
- 2) Addition or Subtraction in boxes
- 3) Multiply or divide numbers within multiplication table
- 4) Recognize and name unit fraction up to 1/12
- 5) Read and write time from a clock in hours and minutes (with five minute intervals) e.g. read 8:15 as eight fifteen and 8:50 as eight fifty
- 6) Identify the Geometrical Shapes
- 7) Compare Two Numbers by Using Symbols “<”, “>” and “=”
- 8) Identify the place value up to 6-digit

Urdu SLOs

- (1) فعل، فاعل اور مفعول کی درست ترتیب کی شناخت۔
- (2) اسم کی شناخت
- (3) سادہ جملے اور ان پر مبنی عبارت سمجھنا
- (4) الفاظ کے جوڑ اور توڑ
- (5) فعل کی شناخت
- (6) سہ حرفی، چار حرفی اور پانچ حرفی ارکان کی نشاندہی
- (7) حروف تہجی کی شناخت
- (8) واحد جمع

ENGLISH**1) Capital and Small Letters (Version 7)**

Give the concept of Capital and Small Letters. Then practice with the following type of question statements:

a) Small letter of 'K' is

K	L	h
---	---	---

b) Small letter of 'J' is

H	J	i
---	---	---

c) Capital letter of 'p' is

S	Q	P
---	---	---

2) Alphabetical Series (Version 7)

After giving the concept of Capital and Small Letters, practice with both type of the following question statements (capital and small letters) with blank at start, middle and ending position:

a) Complete the series of capital letters R, _____ T, U, V

S	W	Q
---	---	---

b) Complete the series of small letters u, v, w, _____

Y	Z	x
---	---	---

3) Complete the series of capital letters _____, P, Q, R

O	K	S
---	---	---

4) Complete the series of small letters d, e, f, g, _____ i, j

G	K	h
---	---	---

3) Alphabetical Order

Question ☞ Identify correct alphabetical order (first letter)☞

Suggestion: Ask the student to see first option, write the first letter of all three words, then arrange these letters by revising English alphabets in mind. After that, choose the correct answer according to this alphabetical order.

Son,Umbrella,Ring	Umbrella, Ring, Son	Ring, Son,Umbrella
Rat,Man,Toy	Man, Rat,Toy	Rat, Man,Toy
Fly,Cry,Try	Fly, Try, Cry	Cry, Fly,Try
Mango,Banana,Apple	Banana, Apple,Mango	Apple, Banana, Mango
Hook,Look,Cook	Cook, Look, Hook	Cook, Hook,Look
King,Soap,Lemon	Soap, King, Lemon	King, Lemon, Soap
Moon,Quilt,Rice	Quilt, Moon,Rice	Moon, Quilt, Rice
Door,Fun,Zoo	Fun,Zoo, Door	Door,Zoo, Fun
Ink,Hen,Pot	Hen,Ink,Pot	Pot,Ink,Hen
Fan,Heart,Goat	Fan, Goat,Heart	Heart, Goat, Fan
Small,Neck,Big	Neck,Big,Small	Big, Neck,Small
Lion,Man,Ox	Man,Lion,Ox	Ox,Man,Lion
Juice,Ink,Gun	Gun, Juice,Ink	Gun,Ink,Juice
Fan,Goat,Heart	Heart,Goat,Fan	Fan,Heart,Goat
Pink,Tin,Xray	Tin, Pink,Xray	Xray, Pink,Tin
Moon, King,Nest	King, Moon,Nest	Nest, King, Moon
Ink,Key,Lion	Key,Ink,Lion	Ink,Lion,Key
Neck, Ox, Van	Ox,Neck, Van	Neck, Van,Ox
Pear, Bear,Tear	Bear,Pear,Tear	Bear,Tear,Pear

Pen, Rat ,Sun	Rat,Sun, Pen	Pen,Sun,Rat
Nest, Gate,Silk	Gate, Nest,Silk	Nest,Gate,Silk
Hen, Fan,Glass	Fan, Glass,Hen	Hen,Fan,Glass
Duck, Egg,Hen	Egg,Duck,Hen	Duck,Hen,Egg
Book,Ant, Cow	Ant,Book,Cow	Cow,Ant,Book
Boat, Line,Snow	Line,Boat,Snow	Boat,Snow,Line
Bush, Shop, Door	Bush,Door,Shop	Door,Shop,Bush
Ruler, Queen,Sheep	Queen,Sheep,Ruler	Queen,Ruler,Sheep
Cousin,Mouse,Letter	Cousin,Letter,Mouse	Letter,Cousin,Mouse
Boy, Cow, Egg	Cow,Boy,Egg	Cow,Egg,Boy
Nest, Gate,Silk	Gate, Nest,Silk	Gate,Silk,Nest


















4) Pictures Spellings

Question: Identify the word with correct spellings

LND panaflex should be displayed in classroom. And this page should be printed for each student separately.



There are some words which are not included in LND panaflex. These should be prepared separately.

				
Cheek	Comb	Knife	Jacket	Pencil
				
Clock	Socks	Road	Newspaper	Spinach
				
Chain	Bench	Bear	Olive	Pot
				
Pillow	Quilt			

Suggestions

- Pictures of LND panaflex should be divided into two catagoriesi.e Prepared and Unprepared and prepared accordingly.
- Students will revise LND panaflex daily.
- Making groups of students for spelling competition
- Different activities can be used for evaluation of this SLO like:
 - Missing letters
 - Flash cards activity
 - Use of tablet and mobile
 - The pics prepared by students are marked on LND panflex print of student.
 - Homework of students student should be activity based. E.g“go home and count all the fans, chairs, cows etc.













5) Use of Is/Am/Are













Following tables should be memorized by students:

USE OF IS, AM, ARE, HAS, HAVE		
GROUP 1	GROUP 2	GROUP 3
<div>He</div> <div>She</div> <div>It</div> <div>Name</div> <div>This, It</div> <div>That</div>	<div>You</div> <div>We</div> <div>They</div>	<div>I</div>
IS - Has	Are - Have	Am - Have











6) Singular Plural










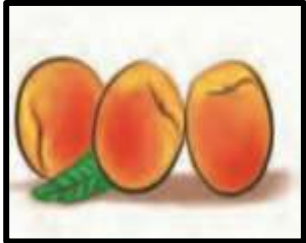
Question : Two _____, Four _____ etc.











Add "s" at the end of these words to make plurals			
Rose		Roses	
Horse		Horses	
Horse		Horses	
Egg		Eggs	
Tree		Trees	
Dog		Dogs	







Flower		Flowers	
Doll		Dolls	
Hand		Hands	
Chair		Chairs	
Cat		Cats	
Cat		Cats	

Insect		Insects	
Pen		Pens	
Girl		Girls	
Boy		Boys	
Ring		Rings	

Fan		Fans	
Fan		Fans	
Carrot		Carrots	
Flag		Flags	
Rabbit		Rabbits	

Bell		Bells	
For making plurals add 'es' at the end of all words which ends with ch, sh, o, s, x.			
Watch		Watches	
Watch		Watches	
Bench		Benches	
Peach		Peaches	

Mango		Mangoes	
Bus		Buses	
Box		Boxes	
Fox		Foxes	
Brush		Brushes	

Brush		Brushes	
Dish		Dishes	
Potato		Potatoes	

7) Digraphs

A *digraph* is a pair of letters that make one sound. Examples of the digraphs are:

- ✓ Ch(چ)
- ✓ Ck(ک)
- ✓ Sh(ش)
- ✓ Wh(و)
- ✓ Th(تھ)

These can make the **beginning or ending** sound of a word

Question: Identify the beginning sound of the picture.

S h



Shoes



Ship



Shop



Sheep



Shell

Th



Thick



Thin



Thirteen



Thorn



Thumb

Wh



Whale



Whistle



White



Wheel



Wheat

Ch



Chair



Chalk



Cheek



Chin

Question: Identify the ending sound of the picture.

Sh



Trash



Bush



Fish



Brush

Ch



Bench



Peach



Spinach



Torch

Th



Bath



Path



Moth



Teeth

Ck



Clock



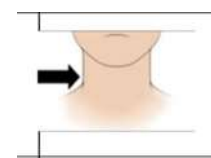
Sock





Duck



Neck























Neck

				
Brick	Tr <u>uck</u>			

8) Action Words

Question: The man _____ the road, The girl is _____ etc.

				
Singing	Cooking	Ploughing	Ploughing	Picking
				
Open	Shut	Catching	Throwing	Throws
				
Build	Drinking	Drinking	Eating	Eating

				
Reading	Reading	Studying	Writing	Writing
				
Carry	Skipping	Standing	Standing	Standing
				
Polishing	Polishing	Shining	Teaching	Tore
				
Talking	Talking	Calling	Helping	Swimming

				
Enter	Watering	Sitting	Sitting	Sitting
				
Smiling	Smiling	Laughed	Crying/ Weeping	Crying/ Weeping
				
Watching	Knocking	Jumping	Jumping	Ringing
				
Kicking	Playing	Playing	Cutting	Cutting

				
Cycling	Driving	Buying	Breaking	Dancing
				
Pushing	Pushing	Chopping	Running	Falling
				
Painting	Walking	Flying	Flying	Flying
				
Scratching	Shouting	Washing	Brushing	Brushing

				
Hugging	Cleaning	Cleaning	Sweeping	Sweeps
				
Sleeping	Waking up	Climbing	Climbing	

9) Comprehension

Suggestions

- Word Searching Method:** The word at the end of question is searched in paragraph and answer is matched
- Question Words:** Following common question words should memorize by students along with their meanings and use

Words	Meaning	Possible answer
What	کیا	Any thing
Where	کہاں	Some place
Who	کون	Some person
Who has	کس کے پاس	Some person

How many	کتنے	Some quantity
Why	کیوں	Reason
Whom	کس کو	Person
Whose	کس کا	Person
When	کب	Time
Which	کونسا	Some thing or person

c) *Word to Word Translation:* Practice with word to word translation will enable students to comprehend the paragraph easily.

d) *Vocabulary Building:* List of common vocabulary words should be prepared and taught to students daily.

List of Comprehensions

1)	A dog was sitting under a tree. The lion came after him. The lion caught the dog.			
	What was sitting under a tree?	Lion	sitting	Dog
	What was the dog doing under a tree?	Lion	tree	Sitting
	Who did catch the dog?	Lion	tree	Dog
2)	Miss Fozia teaches English. She gives story books to her student. She tells her students to read stories.			
	What does she give to her students?	Miss Fozia	English	story books
	What does Miss Fozia teach?	Miss Fozia	English	story books
3)	Arif has a parrot, a duck and a hen. The parrot's name is Bunty. The duck's name is Toto and the hen's name is Rina. They play together.			
	What is the name of the parrot?	Toto	Bunty	Rina
4)	Atif studies in Lahore. His parents live in Sialkot. He will go to Islamabad next year.			
	Where will Atif go next year?	Lahore	Sialkot	Islamabad
5)	Aslam sees a frog. The frog sees a bug. The frog eats bugs.			
	What does the frog eat?	Bugs	Aslam	Sees
6)	Saad, Jamil and Ali are best friends. Ali writes poems and draws pictures. Saad loves his pictures and Jamil likes his poems.			
	Who writes poems?	Saad	Jamil	Ali
7)	Fatima has a parrot. Its name is cuckoo. It is green in colour.			
	What is the name of the parrot?	Fatima	Cuckoo	Colour

	Who has a parrot?	Fatima	Cuckoo	Colour
8)	Asad likes apples.Asad takes ten apples to school.The colour of the apple is red.			
	What is the colour of the apple?	School	Red	Asad
	How many apples Asad takes to school?	Asad	Ten	Red
	What does Asad likes?	Apples	Red	Ten
9)	Fluffy is a cat. She plays with a ball.Fluffy jumps very high.			
	What does Fluffy do?	Ball	Cat	Jump
	With whom does Fluffy play?	Jump	Fluffy	Ball
	Who does play with the ball?	Jump	Cat	Ball
10)	Ali buys a cake.He buys it from a shop. He gives a cake to his mother.			
	To whom does Ali give the cake?	Mother	Shop	Ali
	From where does Ali buy the cake?	Mother	Ali	Shop
	Who does buy a cake?	Mother	Ali	Shop
11)	Mohsin has a white cat.The cat wears a bell.The cat sleeps on a blue carpet.			
	Who has a cat?	Cat	Blue carpet	Mohsin
	Who does wear the bell?	Cat	Blue carpet	Mohsin
	Where does the cat sleep?	Cat	Blue carpet	Mohsin
12)	The tiger lives in a jungle. It runs fast.It eats meat.			
	How does tiger run?	Fast	Jungle	Tiger
	Where does a tiger live?	Jungle	Tiger	Meat
	What does it eat?	Jungle	Tiger	Meat
13)	A horse has four legs.It eats plants.It runs fast.			
	How many legs does a horse has?	Fast	Plants	Four
	How does it run?	Fast	Plants	Horse
	What does it eat?	Fast	Plants	Four
14)	Akram likes story books. He reads story books in the night. He buys story books from a shop.			
	When does Akram reads story books?	Story books	Night	Shop
	Where does he buy story books?	Akram	Night	Shop
15)	Omar has a small room There is a blue sheet on his bed. There is a small lamp near his bed.			
	What is there near the bed?	Lamp	Blue	Omar
	What is the colour of sheet?	Lamp	Bed	Blue
	Who has a small room?	Lamp	Omar	Blue
16)	Batool works in a shop.She works there in the evening.She sells vegetables.			
	What does Batool sell?	Vegetables	Evening	Shop
	Where does Batool work?	Vegetables	Evening	Shop
	When does Batool work?	Shop	Evening	Vegetables
17)	Zeb'sfavourite fruit is mango.It is yellow in colour.It is sweet in taste.			
	What is Zeb'sfavourite fruit?	Mango	Yellow	Sweet
	What is the taste of mango?	Yellow	Zeb	Sweet

	What is the colour of mango?	Mango	Sweet	Yellow
18)	Ali is a boy.He reads books.He has a pen			
	What does Ali has?	Books	Boy	Pen
	What does Ali read?	Pen	Ali	Books
	Who is a boy?	Pen	Ali	Boy
19)	Hira is happy today.She won the race. She got a trophy.			
	What did she win?	Race	Hira	Happy
	How is Hira today?	Happy	Race	Trophy
	What did she get?	Today	Trophy	Happy
20)	It is winter season.The children are wearing warm clothes .The snow is falling.			
	What is falling?	Snow	Warm clothes	Winter
	What are children wearing?	Warm clothes	Children	Snow
	Which is this season?	Children	Winter	Snow
21)	Hasan goes to Lahore. He rides a bus.He visits Anarkali.			
	What does Hasan visits?	Bus	Lahore	Anarkali
	How does Hasan go to Lahore?	Bus	Lahore	Anarkali
	Where does Hasan go?	Bus	Lahore	Anarkali
22)	I see a parrot.Its colour is green.It has a red apple.			
	What is the colour of the parrot?	Parrot	Red apple	green
	What does a parrot has?	Parrot	Red apple	green
	What do i see?	parrot	Red apple	green
23)	Nadir and Ali ate friends. Nadir lives in Karachi. Karachi is a big city.			
	Who live in Karachi?	Nadir	Ali	Big city
	Who is Nadir's friend?	friends	Ali	Nadir
	Which is a big city?	Karachi	Ali	Friends
24)	I have a toy. Its colour is white.I play with it.			
	What is the color of toy?	Toy	White	Play
	What do I have?	Colour	Toy	Play
	With whom do I play?	Play	Toy	White
25)	I have a cat .She drinks milk.Her eyes are blue.			
	What do I have?	Cat	Blue	Milk
	What does the cat drink?	Cat	Blue	Milk
	What is the colour of cat's eyes?	Milk	Cat	Blue
26)	Usman is twelve years old.He plays games on his computer.His brother reads books.			
	How old is Usman?	Books	Twelve years	Usman
	What does his brother read?	Games	Books	Usman
	What does Usman play on his computer?	Computer	Games	Books

27)	The bear lives in a zoo.He plays with flower. Children love him.			
	Where does the bear live?	Zoo	Children	Flowers
	With whom does bear play?	Flowers	Love	Zoo
	Do children love him?	Yes	Flowers	Zoo
28)	My school has fourteen rooms.It has one main gate and forty windows.I love my school.			
	How many rooms are there in my school?	Forty	One	fourteen
29)	Bisma has thirty mangoes. She gave twelve mangoes to her friends. She is left with Eighteen mangoes now?			
	How many mangoes did Bisma give to her friend?	Eighteen	Thirty	Twelve
30)	Faryal's father is a farmer.He is buying seeds in the market.Faryalis buying vegetables.Her brother is buying fruits.			
	What is Faryal's brother buying?	Fruits	Seeds	Vegetables
31)	Amna has two brothers.Their names are Ali and Arif.Ali studies in class five.Arif studies in class three.			
	Which class does Arif study in?	Two	Three	Five
32)	Zara has a dog and a cat.The dog's name is tony and the cat's name is Mano. Mano plays with her kitten Milli.			
	Who plays with Milli?	Dog	Cat	Zara
33)	Aqsa is wearing a pink dress. She has purple shoes.Her blue bag is looking beautiful.			
	What is the colour of Aqsa's shoes?	Blue	Pink	Purple
34)	Zuhastitched a dress for her doll. Her brother Jamil made ahouse for the doll. Her sister Saha made s chair for her.			
	Who made doll's house?	Zuha	Jamil	Saha
35)	Urooj loves to eat rice.Her friend Sana likes vegetables and Uzma likes fruits.			
	What does Uzma likes to eat?	Rice	Fruits	Vegetables
36)	Kiran had twenty books.She gave eleven books to Hamza and nine books to Noman.			
	How many books did Kiran have?	Nine	Eleven	Twenty
37)	A lion was sleeping under a tree.A mouse was jumping on his head.The hunter was hiding behind bush.			
	Who was sleeping under a tree?	Lion	Hunter	Mouse
38)	Hasan is a boy.Ameen is his brother.Alam is his friend. They live in Iqbal town.			
	Who is Hasan's friend?	Ameen	Alam	Iqbal
39)	Ahsan is a postman.He wears uniform.He works in a post office.			
	Who is a postman?	Uniform	Ahsan	Postman
	Where does work Ahsan?	Uniform	Ahsan	Postman
40)	Hina,Zoya and Saba are friends.Hina likes cricket and Saba likes football.They play together.			
	Who likes football?	Hina	Saba	Zoya
41)	Mariais ten years old.She has a sister and a brother. Her sister is eight years old and her brother is five years old.			
	How old is Maria's brother?	Ten	Eight	Five
42)	Aslam lives in Gujrat.He is going to visits his uncle in Lahore. They will go to the fort for picnic.			
	Where does Aslam live?	Gujrat	The Fort	Lahore
43)	Hamza goes to the village.His brother lives there.Hamza stays with him.He met his uncle and his			

	friend Aayan.			
	Who goes to the village?	Hamza	Uncle	Aayan
44)	An elephant has four legs and a long trunk.It also has two teeth that remain outside from his mouth?			
	How many trunk(s) does an elephant has?	Four	Two	One
45)	Ali has a black jacket.His father gave to him.Ali likes to wear it all the time.			
	Who did give black jacket to Ali?	His father	Ali	Jacket
	What is the colour of jacket?	Black	Ali	Jacket
	Who like to wear jacket all the time?	His father	Black	Ali
46)	Pakistan is my country.I live in Pakistan. I love Pakistani food.			
	Which is my country?	Pakistani food	Love	Pakistan
	Which food do I have?	Pakistani food	Country	Love
	Where do I live?	Country	Love	Pakistan
47)	Birds are flying in the sky.Amna is watching the birds.Her brother is flying a kite.			
	What are birds doing?	Kite	Watching	Flyig
	Who is watching the birds?	Amna's brother	Amna	Kite
	Who is flying a kite?	Amna	Kite	Amna's brother
48)	Jamil goes to his shop at 7 o' clock in the morning.His lunch break is at 1 pm and he comes back to home at 6 pm.			
	When does Jamil go to the shop?	In the morning	In the evening	In the afternoon

MATHS

1) Addition and subtraction

Suggestions:

- Students should know counting till 100
- Students should be able to recognize symbols
- Addition and subtraction should be practice at same time
- 1 digit addition should be practice with 1 digit subtraction and so on
- Use coins, pencils etc. as delivering concepts
- Concept of ones and tens should be given
- Concept of zero at different places should be given e.g

300 + 15	301 + 15	310 +15

- Similarly practice of such questions with subtraction should also be done
- Also practice those questions whose answer is zero e.g

$$\begin{array}{r} 9 \\ - 9 \\ \hline \hline \end{array} \quad \text{and} \quad \begin{array}{r} 0 \\ + 0 \\ \hline \hline \end{array}$$

2) Solve Equations

Suggestions: To solve equations of both addition and subtraction, always subtract the greater number from smaller one regardless of the sign used in question.

Questions: Similarly solve the following equations

ADDITION		SUBTRACTION		
5= <input type="text"/> +2	12= <input type="text"/> +6	11= <input type="text"/> 14	8= <input type="text"/> -12	13= <input type="text"/> -18
4= <input type="text"/> +2	15= <input type="text"/> +10	2= <input type="text"/> -7	11= <input type="text"/> -4	9- <input type="text"/> = 6
6= <input type="text"/> +5	3= <input type="text"/> +2	8= <input type="text"/> -15	5- <input type="text"/> =4	17= <input type="text"/> -20
9= <input type="text"/> +1	12= <input type="text"/> +9	18- <input type="text"/> =12	9- <input type="text"/> =4	3= <input type="text"/>
11= <input type="text"/> +8	8= <input type="text"/> +6	8- <input type="text"/> =3	4= <input type="text"/> -5	8= <input type="text"/> -12
13= <input type="text"/> +6	5= <input type="text"/> +3	8= <input type="text"/> -14	6= <input type="text"/> -9	3= <input type="text"/> -8
8= <input type="text"/> +4	9= <input type="text"/> +3	6= <input type="text"/> -11	13= <input type="text"/> -20	15= <input type="text"/> -19
12= <input type="text"/> +8	18= <input type="text"/> +12	1= <input type="text"/> -4	11= <input type="text"/> -20	14= <input type="text"/> -19
		4= <input type="text"/> -6	4- <input type="text"/> =1	20- <input type="text"/> =14
		10= <input type="text"/>	3- <input type="text"/> =2	

3) Multiplication and Division

Suggestions:

- Recognition of symbols
- Concept of Multiplication of numbers with zero should be given e.g $4 \times 0 = \underline{\quad}$ and $0 \times 4 = \underline{\quad}$
- Students should learn tables from zero to 10.
- In questions ask students to recall table of smaller number e.g in $9 \times 3 = \underline{\quad}$
- Multiplication and Division should be practice at same time e.g $4 \times 4 = \underline{\quad}$ and $4/4 = \underline{\quad}$
- Confusing questions of division must be practiced e.g $9/9 = \underline{\quad}$ $9/1 = \underline{\quad}$
 $8/2 = \underline{\quad}$ $8/4 = \underline{\quad}$








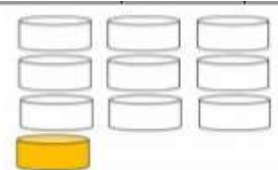
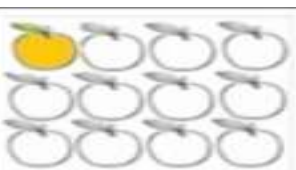
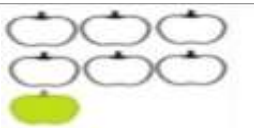

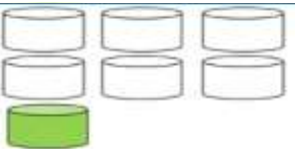
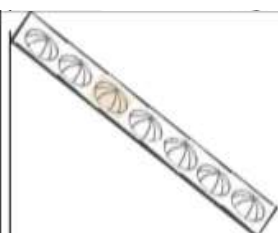

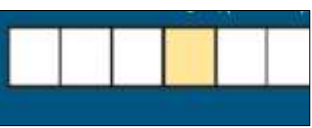
4) Fraction








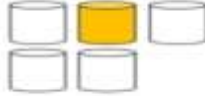



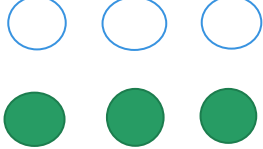
Suggestions

- Ask students to count the total number of boxes or portions and write it as denominator on notebook. Then count the coloured blocks or portions and write it as numerator on notebook.
- Also give fraction in number to students and ask them to draw it
- Fractions like $8/8$ and $0/8$ should be practiced.

Question: رنگ دار حصہ کی کسر (Fraction) بتائیے

 <p>7/1 1/7 1/5</p>	 <p>1/12 12/1 1/10</p>	 <p>1/9 1/10 9/1</p>
--	---	---

 $\frac{1}{9}$ $\frac{1}{10}$ $\frac{9}{1}$	 $\frac{1}{5}$ $\frac{1}{4}$ $\frac{4}{1}$	 $\frac{1}{2}$ $\frac{2}{1}$ $\frac{2}{3}$
 $\frac{1}{5}$ $\frac{1}{7}$ $\frac{1}{8}$	 $\frac{1}{2}$ $\frac{2}{1}$ $\frac{1}{3}$	 $\frac{1}{9}$ $\frac{1}{10}$ $\frac{1}{11}$
 $\frac{1}{9}$ $\frac{1}{8}$ $\frac{9}{1}$	 $\frac{7}{1}$ $\frac{1}{7}$ $\frac{1}{6}$	 $\frac{1}{12}$ $\frac{12}{1}$ $\frac{11}{1}$
 $\frac{1}{7}$ $\frac{1}{6}$ $\frac{6}{1}$	 $\frac{1}{6}$ $\frac{6}{1}$ $\frac{5}{1}$	 $\frac{1}{7}$ $\frac{7}{1}$ $\frac{1}{6}$
 $\frac{7}{1}$ $\frac{7}{1}$ $\frac{1}{6}$	 $\frac{1}{2}$ $\frac{2}{1}$ $\frac{1}{1}$	 $\frac{1}{6}$ $\frac{6}{1}$ $\frac{1}{5}$

 $\frac{5}{1}$ $\frac{4}{1}$ $\frac{1}{5}$	 $\frac{3}{1}$ $\frac{1}{3}$ $\frac{1}{2}$	 $\frac{4}{1}$ $\frac{1}{4}$ $\frac{1}{3}$
 $\frac{1}{4}$ $\frac{4}{1}$ $\frac{1}{3}$	 $\frac{3}{3}$ $\frac{3}{6}$ $\frac{6}{3}$	 $\frac{1}{6}$ $\frac{1}{5}$ $\frac{6}{1}$
 $\frac{1}{4}$ $\frac{4}{1}$ $\frac{3}{1}$	 $\frac{1}{5}$ $\frac{5}{1}$ $\frac{1}{4}$	 $\frac{2}{4}$ $\frac{4}{2}$ $\frac{2}{6}$
 $\frac{4}{4}$ $\frac{4}{8}$ $\frac{8}{4}$	 $\frac{2}{4}$ $\frac{2}{2}$ $\frac{4}{2}$	 $\frac{3}{3}$ $\frac{3}{6}$ $\frac{6}{3}$

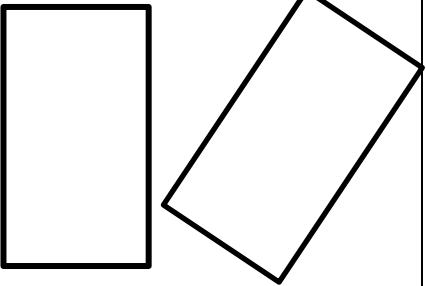
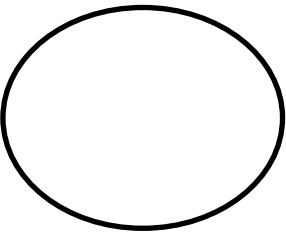



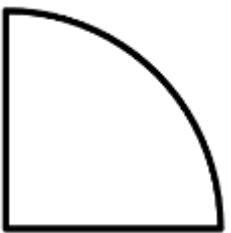
5) Read and write time from a clock

Suggestions:










- ✓ Shorter hand of Clock : Write as it is
- ✓ Longer hand of clock: Table of 5 (Hand is at 11 then 55 minutes while at 12 then it 00)
- ✓ If the hour hand is between two numbers we will consider the smaller number.
- ✓ Also give the questions and ask the students to set time at clock by themselves




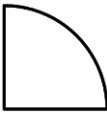


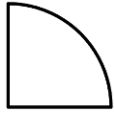


6) Geometrical Shapes (جیومیٹرکل اشکال): (Version 7)

شکل (shape) پہچانیے

								
Triangle	Circle	Rectangle	Triangle	Circle	Semi Circle	Rectangle	Triangle	Circle
مثلث	دائرہ	مستطیل	مثلث	دائرہ	آدھا دائرہ	مستطیل	مثلث	دائرہ
								
Circle	Triangle	Square	Rectangle	Semi Circle	Square	Quarter circle	Triangle	Rectangle
دائرہ	مثلث	مربع	مستطیل	آدھا دائرہ	مربع	چوتھائی دائرہ	مثلث	مستطیل

Or Question may be of following type:

مستطیل (Rectangle) پہچانیے			دائرہ (Circle) پہچانیے			مربع (square) پہچانیے		
								

آدھا دائرہ (semi circle) پہچانیے			(Quarter Circle) دائرہ چوتھائی پہچانیے			مثالث (Triangle) پہچانیے		
								

7) Compare Two Numbers by Using Symbols “<”, “>” and “=”

سوال: خالی جگہ میں ان میں سے کون سی علامت آئے گی

Option: “=“ ”<“ ”>“

97__ 43	63__ 35	29__ 31	60__ 92	50__ 50
23__ 85	25__ 103	86__ 35	106__ 106	56__ 50
91__ 40	5__ 9	27__ 35	39__ 48	89__ 43
54__ 65	74__ 70	109__ 125	98__ 99	91__ 67
36__ 78	45__ 45	35__ 72	45__ 25	26__ 16
35__ 46	81__ 73	3__ 6	7__ 2	5__ 1
328__ 160	430__ 597	250__ 250	94__ 85	70__ 69
14__ 25	71__ 81	65__ 56	44__ 44	32__ 28
6__ 6	7__ 3	24__ 38	45__ 63	29__ 13
51__ 85	40__ 40	75__ 91	97__ 15	24__ 38
86__ 59	43__ 11	72__ 23	45__ 53	97__ 97
98__ 47	50__ 62	79__ 28	35__ 52	63__ 18
37__ 18	42__ 68	15__ 30	21__ 16	112__ 680

550____ 286	312____ 317	583____ 583	740____ 728	394____ 971
680____ 870	800____ 900	130____ 481	597____ 338	210____ 210
483____ 971	682____ 890	302____ 308	597____ 524	378____ 709
542____ 410	260____ 800	456____ 456	632____ 794	870____ 835
15____ 28	13____ 47	56____ 56	60____ 92	

8) Place Value

Question: “Find the place value of (digit) _____ in given (number) _____.”

Suggestion: Find the place value of each digit in following numbers.e.g In 64139, place value of different digits is: 6= 60000, 4= 4000, 1= 100, 3= 30, 9= 9

Sr No.		Question	Answer
1)	3 Digit	473	4=_____ 7=_____ 3=_____
2)		680	6=_____ 8=_____ 0=_____
3)		238	
4)		365	
5)		430	
6)		260	
7)		539	
8)		197	
9)		548	
10)		249	
11)	4 Digit	2917	

12)		7345	
13)		6831	
14)		3474	
15)		8743	
16)		5834	
17)		9205	
18)		4625	
19)		5109	
20)	5 Digit	39109	
21)		45678	
22)		45659	
23)		19276	
24)		75304	
25)		13475	
26)		91456	
27)		71384	
28)		60503	
29)		12394	
30)		14357	
31)		10583	
32)		31486	
33)		81364	
34)		21573	

35)		63475	
36)		21795	
37)		39108	
38)		76891	
39)		75298	
40)	6 Digit	138806	
41)		142307	
42)		573942	
43)		381484	
44)		836841	
45)		673902	
46)		652890	
47)		502697	
48)		612731	
49)		345327	
50)		456321	

اردو:

1) فعل، فاعل اور مفعول کی درست ترتیب کی شناخت

درست ترتیب کے جملے کی نشاندہی کریں

نادر ہجائے گا بانسری	بانسری ہجائے گا نادر	نادر بانسری ہجائے گا
----------------------	----------------------	----------------------

سکول احمد جائے گا	جائے گا سکول احمد	احمد سکول جائے گا
کراچی بحری جہاز جاتا ہے	جاتا ہے کراچی بحری جہاز	بحری جہاز کراچی جاتا ہے
سفید کاغذ پر لکھے گی میری ہمن	میری ہمن سفید کاغذ پر لکھے گی	میری ہمن لکھے گی سفید کاغذ پر
کپوتر دانا دنگے گا	دانا کپوتر دنگے گا	دنگے گا کپوتر دانا
نادیہ جائے گی سکول	جائے گی نادیہ سکول	نادیہ سکول جائے گی
سمیرا سیر کرے گی	کرے گی سیر سمیرا	سیر کرے گی سمیرا
حرا کتاب پڑھتی ہے	حرا ہے کتاب پڑھتی	کتاب ہے حرا پڑھتی
سکول حرا جاتی ہے	جاتی ہے سکول حرا	حرا سکول جاتی ہے
کلم ہے نیلا یہ	یہ کلم نیلا ہے	نیلا ہے یہ کلم
پیتی لڑکی پانی ہے	پیتی ہے لڑکی پانی	لڑکی پانی پیتی ہے
شیر نے میل کا شکار کیا	شیر نے شکار کیا میل کا	شکار کیا شیر نے میل کا
عائشہ کام کرے گی	عائشہ کرے گی کام	کرے گر کام عائشہ
مالی پھول لایا ہے	پھول ہے لایا مالی	لایا ہے مالی پھول
سارہ سکول جاتی ہے	سارہ ہے سکول جاتی	جاتی ہے سارہ سکول
کوئل راگ سنائے گی	کوئل سنائے راگ گی	سنائے گی راگ کوئل
ناچیں گے ہم گانیں	ہم ناچیں گانیں گے	گانیں ناچیں گے ہم
عمر سکول جاتا ہے	سکول عمر جاتا ہے	جاتا ہے سکول عمر
بلی ہے دودھ پیتی	پیتی ہے دودھ بلی	بلی دودھ پیتی ہے

بناتی ہے تصویر عالیہ	عالیہ تصویر بناتی ہے	عالیہ ہے بناتی تصویر
اکبر ہے کھیلتا کرکٹ	کھیلتا ہے کرکٹ اکبر	اکبر کرکٹ کھیلتا ہے
چڑیا ہے دانا چگتی	دانا ہے چگتی چڑیا	چڑیا دانا چگتی ہے
ہم سکول جاتے ہیں	ہم ہیں سکول جاتے	جاتے ہیں ہم سکول
دو مجھے کتاب	دو کتاب مجھے	مجھے کتاب دو
پڑھ رہے ہیں ہم	ہم ہیں رہے پڑھ	ہم پڑھ رہے ہیں
کرتا ہے کام حیدر	حیدر کام کرتا ہے	حیدر ہے کرتا کام
طوطا ہے کرتا باتیں	کرتا ہے باتیں طوطا	طوطا باتیں کرتا ہے
ہم پڑھ رہے ہیں	رہے ہیں ہم پڑھ	ہم ہیں رہے پڑھ
نعمان ہے دودھ پیتا	پیتا ہے دودھ نعمان	نعمان دودھ پیتا ہے
نادر بانسری بجائے گا	بانسری بجائے گا نادر	نادر بجائے گا بانسری
میزنک ٹرائیں گے	ٹرائیں گے میزنک	گے ٹرائیں میزنک
شادی کی تیاری بتول کر رہی ہے	بتول شادی کی تیاری کر رہی ہے	بتول کر رہی ہے شادی کی تیاری
چلا رہا ہے کسان ٹریکٹر	کسان ٹریکٹر چلا رہا ہے	کسان چلا رہا ہے ٹریکٹر
کل ہفتہ ہو گا	ہفتہ کل ہو گا	کل ہو گا ہفتہ
کھینچے گا تصویر وہ	وہ تصویر کھینچے گا	کھینچے گا وہ تصویر
کہانی لکھی منیب نے	منیب نے کہانی لکھی	کہانی منیب نے لکھی
لڑکیاں باغ کی طرف جا رہی ہیں	باغ کی طرف لڑکیاں جا رہی ہیں	جا رہی ہیں لڑکیاں باغ کی طرف

لبی پکرتی ہے چوبا	پکرتی ہے لبی چوبا	لبی چوبا پکرتی ہے
-------------------	-------------------	-------------------

(2) اسم کی شناخت

ﷺ مندرجہ ذیل جملے میں اسم کی پہچان کریں

اسم		اسم	
ڈبر بہت بھاری ہے	الماری کا رنگ خراب ہو گیا ہے		
پانی آہستہ پیو	وسیم کو کشتی چلانا پسند ہے		
پنکھا تیز چل رہا ہے	علی روز نہاتا ہے		
عائشہ سچ بولتی ہے	طوطا باتیں کرتا ہے		
میرے پاس احمد کی گھڑی ہے	نادیہ کو کھیلنا پسند ہے		
ہم روزانہ سکول جاتے ہیں	استاد کا احترام کرو		
مجھے کتاب دو	حمزہ پڑھ رہا ہے		
میرا نام اکرم ہے	سارہ کھیل رہی ہے		
کسان محنت سے کھیتوں میں کام کرتا ہے	سلیم نے بیج کو گلے میں بویا		
سلطان نے ہر بیٹے کو بیچ دیا	میرے بعد سلیم ہی آپکا سلطان ہو گا		
کبڑی میں دو ٹیموں کے درمیان مقابلہ ہوتا ہے	احمد آہستہ آہستہ سکول جاتا ہے		
کرسی بہت بھاری ہے	لبی نے دودھ پی لیا ہے		
کسان سے سب نے اناج لیا	مریم جلدی سوئی		

	سلیم کرسی پر بیٹھا ہے		میرا بھائی اچھی کتابیاں سناتا ہے
--	-----------------------	--	----------------------------------

(3) سادہ جملے اور ان پر مبنی عبارت سمجھنا

Practice from V6, V7, V8 and book.

(4) الفاظ کے جوڑ اور توڑ

Practice from V6, V7, V8 and book.

(5) فعل کی شناخت

مندرجہ ذیل جملے میں فعل کی پہچان کریں

فعل		فعل	
	امی نے سوال پوچھا	پیا	بلی نے دودھ پیا
	کسان سے سب نے اناج لیا		سلطان نے ہریئے کو ایک بیج دیا
	سارہ روز سکول جاتی ہے		احمد نے کتاب پڑھی
	امی نے سوال پوچھا		بلی دوڑتی ہے
	آسمان پر جہاز اڑ رہا ہے		ابو گھر آئے ہیں
	کسان نے بل چلایا		آمنہ بازار سے سبزی لائی

عالیہ دودھ پیتی ہے		ہاجی کپڑے دھوئی ہے	
اکبر سکول جاتا ہے		نادیہ سویٹر بنتی ہے	
بھاء دودھ لائے ہیں		امی کھانا پکاتی ہے	
نعمان صبح سویرے جاگا		امی کپڑے سیتی ہے	
اکبر نے دروازہ کھولا		کتنا باغ میں دوڑا	
حمزہ نے کتاب پڑھی		نادیہ کا بھاء انگور لایا ہے	
میں آم کھاتا ہوں		عائشہ نے اپنی بہن کو مارا	
مجھے کتاب دے دو		سلیم کرسی پر بیٹھا	
علی سکول جاتا ہے		احمد کھانا کھاتا ہے	
کسان ٹریکٹر چلا رہا ہے		وسیم نے کشتی چلائی	
ہاجی نے کپڑے دھوئے		عمر سکول جاتا ہے	
		مریم جلدی سوئی	

(6) سہ حرفی، چار حرفی اور پانچ حرفی الفاظ کی نشاندہی

ارکان ملائیں

بج + لی	بجلی	مے + دان	
کی + ل	کیل	شا + باش	
سو + چ		پرے + شان	
کھے + ت		سب + زی	

	نی + لی		تخ + تی
	صن + دوق		بس + تہ
	گھن + ٹی		نے + ک
	پڑھ + نا		رے + ل
	تق + سیم		مے + ز
	در + میان		ہے + شہ
	رو + مال		قل + م
	پر + چم		کر + سی
	دا + دا		س + فے + د
	بو + لا		ک + تاب
	تا + رے		مے + را
	با + تھی		گی + لا
	آرا + م		پی + پچھے
	فو + جی		مح + نت
	بھی + نس		مجھ + لی
	پو + دا		تص + ویر
	س + خت		چھت + ری
	ش + وق		لک + ری
	کھ + ال		کے + سے
	گھ + اٹ		تخ + فہ
	س + زا		رش + تہ
	حا + صل		کش + مش
	بھ + اپ		کے + لے
	سف + ر		گھو + را
	می + لا		بھا + ٹی





















	رو + ئی	چا + بی	
	گ + رم	حل + وہ	
	م + ال	چھ + ت	
	سی + ب	غ + ذا	
	نا + فی	صل + ح	
	غر + یب	پر + جم	
	گھ + ری	ڈھ + ول	
	عز + م	ای + ثار	
	حل + قد	پا + لک	
	دی + گ	خو + شی	

(7) حروف تہجی کی شناخت

Suggestion Reading will help to recognize first urdu letter of picture

تصویر کے نام کے پہلے حرف کی شناخت کریں


























				
انار	الو	انگوٹھی	انگور	انناس





				
انڈہ	آئسکريم	آم	آکھ	بکری
				
باجا	بلا	بلی	بطخ	بادل
				
پيالی	پتہ	پنکھا	پنسل	پتنگ
				
پاؤں	پہرہ	پیاز	پیلا	ترپوز

				
تتلی	تالا	ٹماٹر	ٹرک	ثمر
				
جوتا	جیکٹ	جگ	جوس	چڑیا گھر
				
چچ	چاند	چوہا	چابی	چیتا
				
چیونٹی	چھری	چھتری	حقہ	خرگوش

				
دڻي	ڊيوار	درخت	ڏول	ذخيرو
				
رسي	ريڊيو	زنجير	زبرا	زپ
				
زردى	ڙالہ باري	سڀ	سڪه	سائيڪل
				
سورج	شير	شلمجم	ضعيف	قصندو

				
طوطا	ظروف	عینک	غبارہ	فوارہ
				
فٹ بال	کیڑا	قرآن	کوئل	کار
				
کیل	کچھوا	کہنی	کنگی	کتاب
				
کنواں	کشتی	کرسی	کان	کتا

				
کیلا	قینچی	گلاب	گاجر	گدھ
				
گیٹ	گائے	گھوڑا	لیموں	لٹو
				
مچھلی	مٹر	ملکہ	مرغی	مالٹا
				
میز	ناک	نکا	ناہیل	وردی
				

گھر	پھول	تانگہ	گھونسہ	ہاتھی
				
خمیہ	گال	ڈھول	کھڑکی	

8- واحد جمع

❁❁ واحد کے جمع کی شناخت کریں

واحد	جمع	واحد	جمع	واحد	جمع	واحد	جمع
دانہ	دانے	گمہ	گمہ	گمہ	گمہ	کیاری	کیاریاں
بلستہ	بلستے	جھولہ	جھولے	جھولہ	جھولے	سردی	سردیاں
پلودا	پلودے	بچہ	بچے	بچہ	بچے	متلی	متلیاں
بکرا	بکرے	حقہ	حقے	حقہ	حقے	روٹی	روٹیاں
کوا	کوتے	کلثرا	کلثرا	کلثرا	کلثرا	سواری	سواریاں
گھوڑا	گھوڑے	گھونسہ	گھونسے	گھونسہ	گھونسے	بلی	بلیاں
دنبہ	دنبے	نفسہ	نفسے	نفسہ	نفسے	کھڑکی	کھڑکیاں
خاندہ	خاندے	طوطا	طوطے	طوطا	طوطے	مرغی	مرغیاں
راستہ	راستے	بیٹا	بیٹے	بیٹا	بیٹے	گھڑی	گھڑیاں
گھنٹہ	گھنٹے	پرندہ	پرندے	پرندہ	پرندے	کرسی	کرسیاں
علاقہ	علاقے	تازہ	تازے	تازہ	تازے	الہاریاں	الہاریاں
سلیقہ	سلیقے	تحفہ	تحفے	تحفہ	تحفے	کاپی	کاپیاں
طریقہ	طریقے	جھنڈا	جھنڈے	جھنڈا	جھنڈے	مسجد	مساجد
کمرہ	کمرے	جوتا	جوتے	جوتا	جوتے	مدرسہ	مدارس
پنجرہ	پنجرے	خزانہ	خزانے	خزانہ	خزانے	باغ	باغات
کھانا	کھانے	دروازہ	دروازے	دروازہ	دروازے	جنگل	جنگلات
پتکھا	پتکھے	قسمتہ	قسمتے	قسمتہ	قسمتے	عبادت	عبادات
لڑکا	لڑکے	مرتبہ	مرتبے	مرتبہ	مرتبے	عادت	عادات

ONE WEEK LND PLAN

DAYS	ENGLISH	URDU	MATH
MONDAY	<ul style="list-style-type: none"> 15 action words Small and capital alphabets Alphabet series revision Alphabetical order practice LND pics(panaflex) 1-30 revision Digraph with sh sound(beginning) 	<ul style="list-style-type: none"> جوڑ توڑ اسم کی شناخت درست جملے کی پہچان پہلے 10 حروف تہجی اور اشکال پہلی 4 لائن تفہیم کی دہرائی واحد جمع کی دہرائی 	<ul style="list-style-type: none"> Comparing numbers practice Solve equation practice Addition and subtraction (revision) Frations (revision)
TUESDAY	<ul style="list-style-type: none"> Next 15 action words 5 comprehensions LND pics(panaflex) 31-60 revision Singular/plural (1st 5) Is,am, are revision Digraph with th sound(beginning) 	<ul style="list-style-type: none"> ارکان ملانا فعل کی شناخت درست جملے کی شناخت (اگلے 5) حروف تہجی اور اشکال(اگلی 4 لائنز) تفہیم دہرائی واحد جمع دہرائی 	<ul style="list-style-type: none"> Place value (practice) Time (revision) Solve equations (practice) Multiply and divide (revision)
WEDNESDAY	<ul style="list-style-type: none"> Next 15 action words Singular/plural next 5 Alphabetical order practice from file Next 5 comprehensions LND pics(panaflex) 61-99 revision Digraph with wh and ch sound (beginning) 	<ul style="list-style-type: none"> جوڑ توڑ دہرائی اسم اور فعل کی شناخت درست جملے (اگلے 10) حروف تہجی اور اشکال (4 لائنز) تفہیم دہرائی 	<ul style="list-style-type: none"> Comparing numbers (revision) Place value (revision) Addition and subtraction (revision) Geometrical shapes

THURSDAY	<ul style="list-style-type: none"> • 15 action words • New LND pics from file • Singular /plural next 10 • Alphabet order revision • 5 comprehensions • Digraph with ending sh and ch sound 	<ul style="list-style-type: none"> • ارکان ملائیں دہرائی • اسم اور فعل کی شناخت • درست جملے (اگلے 5) • حروف تہجی اور اشکال (4 لائنز) • تفہیم دہرائی 	<ul style="list-style-type: none"> • Comparing numbers • Place value • Solve equation • Shapes • Time (praticce) • Addition and subtraction • Multiply and divide
FRIDAY	<ul style="list-style-type: none"> • 15 action words • Revision of correct spelling SLO • Singular/ plural next 10 • 5 comprehensions • Digraph with ending sound th and ck • Alphabetical order revision 	<ul style="list-style-type: none"> • درست جملے (اگلے 5) • حروف تہجی اور اشکال (4 لائنز) • اسم اور فعل کی شناخت 	<ul style="list-style-type: none"> • Place value • Comparing numbers • Solve equation • Shapes
SATURDAY	Revision of all SLOs and preparation of LND report		

LND Report

Name of School: _____ Date : _____

Results: English: _____ Urdu: _____ Math: _____ Total: _____

Remarks: _____

NOTE:

- ✓ Teachers should take test of each SLO daily and write marks accordingly.
- ✓ Teacher will ask 2 to 3 questions of each SLO form each student
- ✓ Teacher will identify weak SLOs of each student and plan for improvement accordingly
- ✓ This report should be sent to AEO daily
- ✓ Action will be taken against Schools with continous low performance.

Sr No	Practice Test No 📄	English											Remarks
	Name of Students	Capital and small Letters	Alphabetical Series	Alphabetical Order	Correct Spellings	Is ,am , are	Singular Plural	Diagraphs	Action Words	Comprehensions	% V 6, 7, 8 Practice	Overall %	
1													
2													
3													
4													
5													
6													
7													
8													
9													
10													
	Total												

Sr No	Practice Test No 🍌	Math										Remarks
	Name of Students	Addition / Subtraction	Solve Equations	Multiplication / Division	Fraction	Read Time	Geo Shapes	Compare Numbers	Place Value	% V 6, 7, 8 Practice	Overall %	
1												
2												
3												
4												
5												
6												
7												
8												
9												
10												
	Total											

Sr No	Practice Test No 📄	Urdu										Remarks
		DrustJumley	Isamkeshinakht	Tafheem	Jor Tor	Fail keshinakht	ArkanMilana	Wahid Jama	HarooTahaji	V 6, 7, 8 Practice	Overall %	
1												
2												
3												
4												
5												
6												
7												
8												
9												
10												
	Total											

LND Teacher Signature: _____

Head Teacher Signature: _____

AEO Signature: _____